


Dynamoney overdraft card tips

IOS and Android user guide



Your new Dynamoney overdraft with a credit card attached, offers you flexibility and simplicity when it comes to managing your business expenses. Now, you can do even more on your mobile through our app on IOS and Android.



BE IN CONTROL

Easily check balance, transactions and statements all in real-time



MANAGE PAYMENTS

Make quick and easy payments to vendors, suppliers and employees



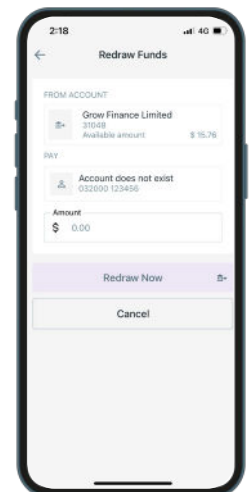
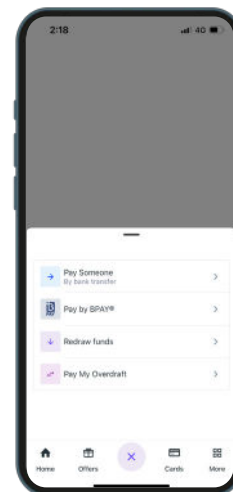
SECURE BY DESIGN

Security and fraud protection measures in place

WITHDRAWING AND REPAYING FUNDS

You can withdraw funds from your overdraft to pay into your nominated account on your mobile device easier and simpler than ever before. Follow the below steps to begin.

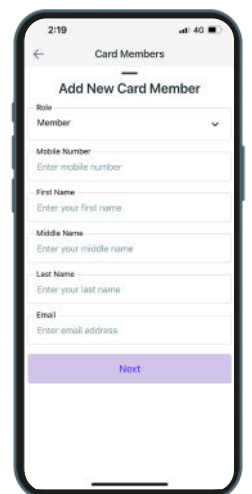
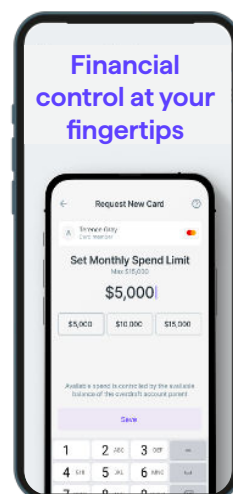
- First click on the 'Redraw funds' button from the Home Page.
- Select how much you would like to transfer. The bank account linked to your overdraft is provided at settlement, on the Direct Debt Form.
- Click the 'Redraw Now' button.
- To repay your overdraft, ensure you have the funds available in your linked account and follow the prompts to direct debit the amount.



MANAGE USER ACCESS AND SPEND LIMITS

The Dynamoney app gives you complete control over your business spending as well as user access and daily spend limits.

- Manage individual user access and order new cards for new members.
- Set daily spend limits per card that all link to the overdraft limit. If your overdraft is fully drawn, there will be no funds available on your Mastercard(s).
- The Dynamoney app also allows you to lock your lost or stolen card, re-issue a new card and set up your pin code.



For more information on features and benefits of your Dynamoney card, head to [Dynamoney.com/cardbenefits](https://dynamoney.com/cardbenefits). For any card related queries, call our Customer Service Team on 1300 001 420.

© 2023 Dynamoney Limited ABN 80 613 082 698 and Australian credit licence 521900

